

**Investment Objective and Policy**

The Sub-Fund's investment objective is to provide capital growth and income over the medium to long-term, by investing primarily in units or shares of UCITS or other UCIs, providing exposure to a conservative global asset allocation portfolio.

In order to achieve its objective, the Sub-Fund invests primarily in a diversified portfolio of mutual funds, including ETFs, managed by leading international asset managers, which mainly invest in: (a) euro-denominated bonds, (b) money market instruments and deposits, (c) European equities.

The Sub-Fund is actively managed. Our investment process is based on the assessment of quantitative and qualitative criteria, with the purpose of selecting individual funds. These criteria evaluate parameters such as historical returns, volatility, stability of outperformance, behavior in different environments, structure and composition of management team, investment strategy and procedures, risk management policy, etc.

Furthermore, the Sub-Fund applies certain ESG criteria in order to define an eligible universe of underlying funds that has leading ESG ratings and tilt the portfolio in favour of strong sustainability performers. This is mainly implemented through a combination of exclusion/negative screening and positive/best-in-class screening.

**Benchmark:** 50% Bloomberg Euro Aggregate Total Return Index, 20% MSCI All Country World Price Return USD Index, 30% Barclays Benchmark Overnight EUR Cash Index (as of 21.02.2024)

**Fund Information**

|                       |                               |
|-----------------------|-------------------------------|
| Domicile              | Luxembourg                    |
| Fund Type             | UCITS (FCP)                   |
| Category              | Balanced Fund of Funds        |
| SFDR Classification   | Article 8                     |
| Inception Date        | 01.06.2017                    |
| Base Currency         | Euro                          |
| Total AUM             | 13,81 million €               |
| Custodian             | CACEIS Investor Services Bank |
| Valuation Frequency   | Daily                         |
| Redemption Settlement | 4 business days               |

**Share Classes**

|                  | EUR          | EUR I        |
|------------------|--------------|--------------|
| Currency         | Euro         | Euro         |
| Launch Date      | 14.07.2017   | 01.06.2017   |
| ISIN Code        | LU1544316919 | LU1508358873 |
| Bloomberg Ticker | ALPGDFE LX   | ALGDFEI LX   |
| NAV per share    | 9,8834 €     | 10,0363 €    |

**Risk Profile**

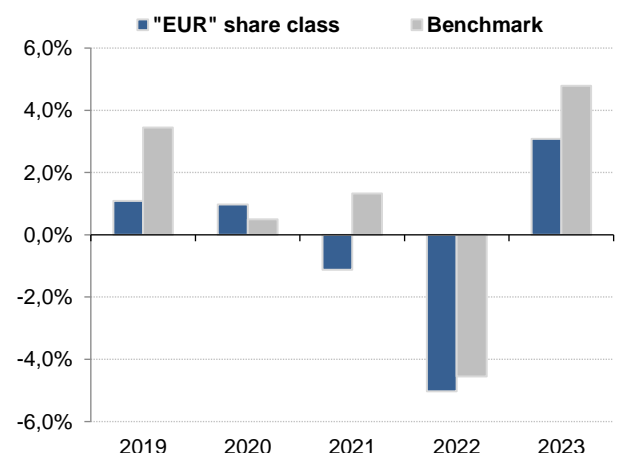
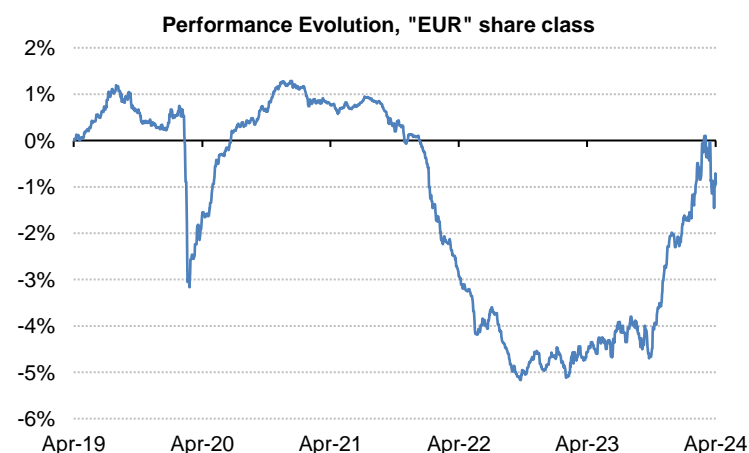

Summary Risk Indicator (SRI)

**Fees / Charges**

|                     | EUR   | EUR I |
|---------------------|-------|-------|
| Management Fee      | 0,50% | 0,25% |
| Subscription Charge | 1,00% | 0,00% |
| Redemption Charge   | 0,00% | 0,00% |

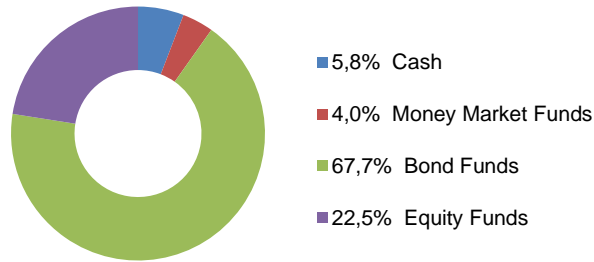
**Performance (%)**

| In Euro             | Cumulative Returns |        |         |         | Annual Returns |       |        |        |       |
|---------------------|--------------------|--------|---------|---------|----------------|-------|--------|--------|-------|
|                     | YTD                | 1 Year | 3 Years | 5 Years | 2019           | 2020  | 2021   | 2022   | 2023  |
| "EUR" share class   | 1,11%              | 3,81%  | -1,68%  | -0,93%  | 1,09%          | 0,97% | -1,12% | -5,03% | 3,08% |
| "EUR I" share class | 1,21%              | 4,10%  | -0,91%  | 0,38%   | 1,37%          | 1,23% | -0,88% | -4,78% | 3,36% |
| Benchmark           | 0,81%              | 3,71%  | 1,71%   | 3,99%   | 3,45%          | 0,50% | 1,33%  | -4,55% | 4,79% |





**Portfolio Structure**



**Top 10 Holdings**

|   |       |
|---|-------|
| JPMorgan Funds - EU Government Bond                                       | 14,2% |
| Vanguard EUR Eurozone Government Bond UCITS ETF                           | 14,0% |
| Schroder ISF EURO Corporate Bond  | 13,5% |
| Franklin Templeton Investment Funds - Franklin European Total Return Fund | 9,7%  |
| JPMorgan Funds - Euro Government Short Duration Bond Fund                 | 7,7%  |
| JPMorgan Investment Funds - US Select Equity Fund                         | 7,5%  |
| Xtrackers II Eurozone Government Bond 1-3 UCITS ETF                       | 5,2%  |
| Goldman Sachs US Equity Income  | 4,0%  |
| BNP Paribas InstiCash EUR 3M  | 4,0%  |
| Nordea 1 - European Stars Equity Fund                                     | 3,6%  |



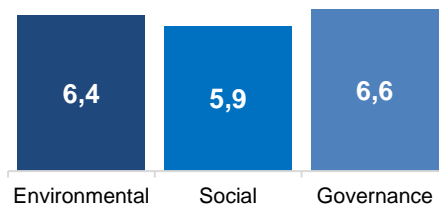
**MSCI ESG Fund Rating**



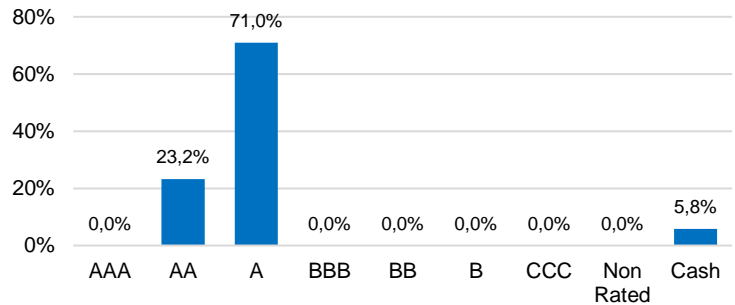
**MSCI ESG Quality Score** 6,8

**MSCI ESG % Coverage** 94,2%

**ESG Scores per Pillar**



**ESG Rating Breakdown**



**ESG Glossary**

**MSCI ESG Fund Rating:** The MSCI ESG Rating for funds is designed to measure the resiliency of portfolios to long-term ESG risks and opportunities. The ESG Rating is calculated as a direct mapping of ESG Quality Scores to letter rating categories.

**MSCI ESG Quality Score:** The MSCI ESG Quality Score (0 - 10) for funds is calculated as the weighted average of the ESG scores of fund holdings.

**MSCI ESG % Coverage:** Percent by weight of a fund's holdings that have ESG Data.

**Environmental Score:** A fund's Environmental Score measures holdings' management of and exposure to key environmental risks and opportunities.

**Social Score:** A fund's Social Score measures holdings' management of and exposure to key social risks and opportunities.

**Governance Score:** A fund's Governance Score measures holdings' management of and exposure to key governance risks and opportunities.

Certain information contained herein (the "Information") is sourced from/copyright of MSCI Inc., MSCI ESG Research LLC, or their affiliates ("MSCI"), or information providers (together the "MSCI Parties") and may have been used to calculate scores, signals, or other indicators. The Information is for internal use only and may not be reproduced or disseminated in whole or part without prior written permission. The Information may not be used for, nor does it constitute, an offer to buy or sell, or a promotion or recommendation of, any security, financial instrument or product, trading strategy, or index, nor should it be taken as an indication or guarantee of any future performance. Some funds may be based on or linked to MSCI indexes, and MSCI may be compensated based on the fund's assets under management or other measures. MSCI has established an information barrier between index research and certain Information. None of the Information in and of itself can be used to determine which securities to buy or sell or when to buy or sell them. The Information is provided "as is" and the user assumes the entire risk of any use it may make or permit to be made of the Information. No MSCI Party warrants or guarantees the originality, accuracy and/or completeness of the Information and each expressly disclaims all express or implied warranties. No MSCI Party shall have any liability for any errors or omissions in connection with any Information herein, or any liability for any direct, indirect, special, punitive, consequential or any other damages (including lost profits) even if notified of the possibility of such damages.

This is a marketing material. Please refer to the Fund's Prospectus and Key Information Document before making any final investment decision.

Licence Number: R.C.S. Luxembourg: K1732

ALPHA ASSET MANAGEMENT M.F.M.C. | 45 Panepistimiou Street (3rd floor), Athens, GR-10564  
Tel.: +30 210 326 6505 | E-mail: info@alphaasset.gr | General Commercial Registry (GEMI) No.: 920101000