

Investment Objective and Policy

The Fund's investment objective is to provide capital growth and income over the long-term, by investing primarily in units or shares of UCITS or other UCIs, providing exposure to the U.S. equity market.

In order to achieve its objective, the Fund invests primarily in a diversified portfolio of equity mutual funds, managed by leading international asset managers, which mainly invest in U.S. equities.

The Fund is actively managed. Our investment process is based on the assessment of quantitative and qualitative criteria, with the purpose of selecting individual funds. These criteria evaluate parameters such as historical returns, volatility, stability of outperformance, behavior in different environments, structure and composition of management team, investment strategy and procedures, risk management policy, etc.

Moreover, the Fund applies certain ESG (Environmental, Social, Governance) criteria to define a suitable range of underlying UCITS with top ESG ratings and drive the portfolio towards the ones with strong sustainability performance.

Benchmark: S&P 500 Price Return USD Index

Fund Information

Domicile	Greece
Fund Type	UCITS
Category	Equity Fund of Funds
SFDR Classification	Article 8
Inception Date	04.11.2005
Base Currency	Euro
Total AUM	40,73 million €
Custodian	Alpha Bank S.A.
Valuation Frequency	Daily
Redemption Settlement	3 business days

Share Classes

	Classic	Institutional
Launch Date	04.11.2005	11.12.2017
ISIN Code	GRF000227006	GRF000228004
Bloomberg Ticker	ACOSUEQ GA	ACOSUEI GA
NAV per share	33,9392 €	35,6253 €

Risk Profile

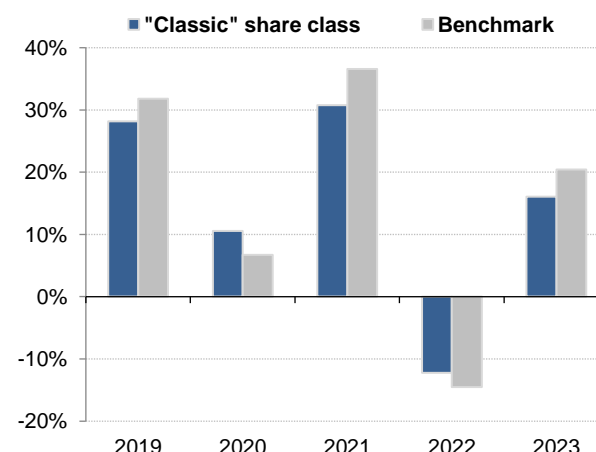
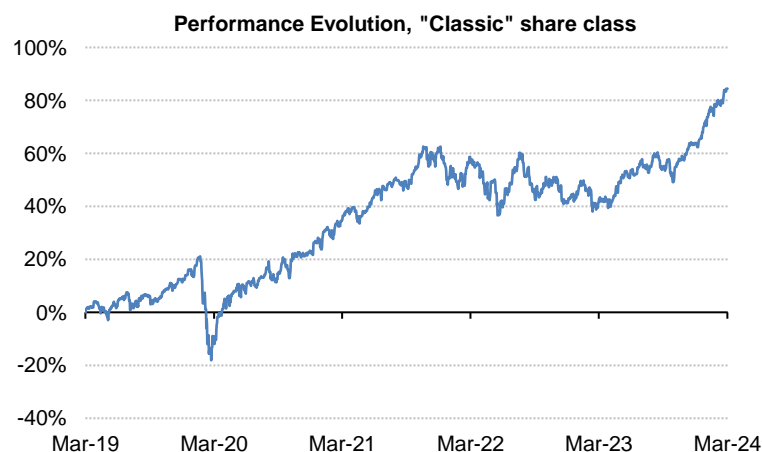

Summary Risk Indicator (SRI)

Fees / Charges

	Classic	Institutional
Management Fee	1,50%	0,75%
Subscription Charge	1,00%	0,00%
Redemption Charge	1,00% <1 year 0,50% 1-2 years 0,00% > 2 years	0,00%

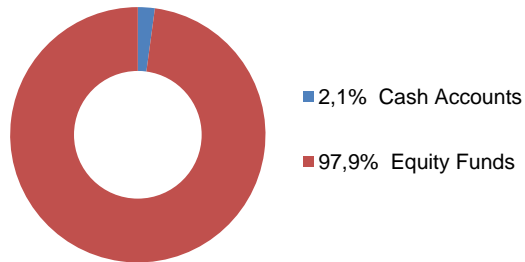
Performance (%)

In Euro	Cumulative Returns				Annual Returns				
	YTD	1 Year	3 Years	5 Years	2019	2020	2021	2022	2023
"Classic" share class	12,50%	29,13%	36,22%	84,46%	28,15%	10,57%	30,75%	-12,21%	16,08%
"Institutional" share class	12,72%	30,12%	39,39%	91,71%	29,14%	11,43%	31,77%	-11,54%	16,97%
Benchmark	12,74%	28,47%	43,90%	92,86%	31,82%	6,70%	36,58%	-14,54%	20,41%





Portfolio Structure



Κατανομή ανά Χώρα	97,9%
United States	97,9%

Top 10 Holdings

Invesco EQQQ Nasdaq-100 UCITS ETF	13,4%
iShares Edge MSCI USA Quality Factor UCITS ETF	13,3%
JPMorgan Investment Funds - US Select Equity Fund	12,9%
JPMorgan Funds - America Equity Fund	12,7%
Schroder International Selection Fund US Large Cap	12,1%
Amundi Funds - US Equity Fundamental Growth	8,3%
Goldman Sachs US Equity Income	7,4%
Amundi Funds - US Pioneer Fund	7,2%
iShares Core S&P 500 UCITS ETF	6,9%
FTGF ClearBridge Value Fund	3,8%



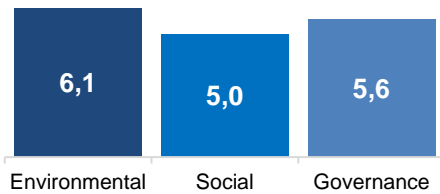
MSCI ESG Fund Rating



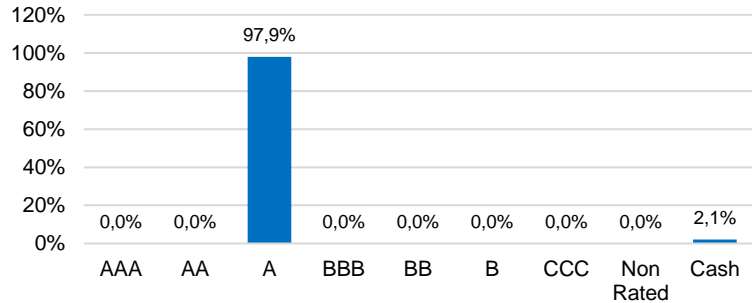
MSCI ESG Quality Score 6,7

MSCI ESG % Coverage 97,9%

ESG Scores per Pillar



ESG Rating Breakdown



ESG Glossary

MSCI ESG Fund Rating: The MSCI ESG Rating for funds is designed to measure the resiliency of portfolios to long-term ESG risks and opportunities. The ESG Rating is calculated as a direct mapping of ESG Quality Scores to letter rating categories.

MSCI ESG Quality Score: The MSCI ESG Quality Score (0 - 10) for funds is calculated as the weighted average of the ESG scores of fund holdings.

MSCI ESG % Coverage: Percent by weight of a fund's holdings that have ESG Data.

Environmental Score: A fund's Environmental Score measures holdings' management of and exposure to key environmental risks and opportunities.

Social Score: A fund's Social Score measures holdings' management of and exposure to key social risks and opportunities.

Governance Score: A fund's Governance Score measures holdings' management of and exposure to key governance risks and opportunities.

Certain information contained herein (the "Information") is sourced from/copyright of MSCI Inc., MSCI ESG Research LLC, or their affiliates ("MSCI"), or information providers (together the "MSCI Parties") and may have been used to calculate scores, signals, or other indicators. The Information is for internal use only and may not be reproduced or disseminated in whole or part without prior written permission. The Information may not be used for, nor does it constitute, an offer to buy or sell, or a promotion or recommendation of, any security, financial instrument or product, trading strategy, or index, nor should it be taken as an indication or guarantee of any future performance. Some funds may be based on or linked to MSCI indexes, and MSCI may be compensated based on the fund's assets under management or other measures. MSCI has established an information barrier between index research and certain Information. None of the Information in and of itself can be used to determine which securities to buy or sell or when to buy or sell them. The Information is provided "as is" and the user assumes the entire risk of any use it may make or permit to be made of the Information. No MSCI Party warrants or guarantees the originality, accuracy and/or completeness of the Information and each expressly disclaims all express or implied warranties. No MSCI Party shall have any liability for any errors or omissions in connection with any Information herein, or any liability for any direct, indirect, special, punitive, consequential or any other damages (including lost profits) even if notified of the possibility of such damages.

This is a marketing material. Please refer to the Fund's Prospectus and Key Information Document before making any final investment decision.

Licence Number: HCMC Decision 2/601/17.10.2005 (Gov. Gazette 1509/B/3.11.05)

ALPHA ASSET MANAGEMENT M.F.M.C. | 45 Panepistimiou Street (3rd floor), Athens, GR-10564
Tel.: +30 210 326 6505 | E-mail: info@alphaasset.gr | General Commercial Registry (GEMI) No.: 920101000